




專注生產演出電源箱
Focus on the production of performance power supply box

專業鑄就質量 誠信成就價值
Speciality makes quality Integrity creates value



聲響(香港)演出設備有限公司
廣州市聲響音響設備有限公司
地址: 廣州市番禺區大龍井村村沙地段13號樓
電話: 020-34566675 傳真: 020-34884199
E-mail: gsa08@vip.163.com
Web: www.sxpowercase.com

ShengXiang Performance Equipment CO.,LTD
Guangzhou ShengXiang Audio Equipment CO.,LTD
Address: NO.1 plant, Changsha South Road, Changlan Village, Shij Town,
Panyu District, Guangzhou City
Tel: +86 20-34566675 Fax: +86 20-34884199 Skype: sxlightcase
E-mail: gsa08@vip.163.com / cases@gsa08.com
Web: www.sxpowercase.com

電源箱 • 航空箱 • 五金配件
Power Boxes • Flight case • Fittings



廣州市聲響音響設備有限公司
GUANGZHOU SHENGXIANG AUDIO EQUIPMENT CO., LTD
SHENGXIANG PERFORMANCE EQUIPMENT CO., LTD



公司簡介
Company profile

廣州市聲響音響設備有限公司是一家專業生產電源箱、電動葫蘆控制器、航空箱、及其五金配件的生產廠家。公司位於廣州市番禺區，東與風景優美的“廣州亞運城”相鄰，南與珠江入海口相鄰，水陸交通十分發達。多年來，以誠信、專業、價值的經營理念，贏得客戶的信賴。我司與多家音響、燈光及演出公司長期建立合作關係。

2001年起，在國內流動演出器材領域剛起步時，我們與與數家航空箱生產巨頭合作研發生產航空箱配件，當時我廠是國內為數不多專業生產航空箱配件的廠家。目前，國內的流動演出器材產業日漸成熟，我們依舊本著“專業鑄就質量，誠信成就價值”的宗旨繼續為天下新老客戶服務，期待與您真誠携手合作共創輝煌！




Guangzhou shengxiang audio equipment CO.,LTD is a manufacture of power distributions, hoist motor controllers, flight cases & racks, and accessories. Our company located in panyu district, Guangzhou city, being with "Guangzhou Asia City", Closing with the pearl river. Convenient transportation. For many years, we keep on our management faith-honesty "professional" reasonable. Winning the trust of our customer. we established long-term relations with many audio, light and performance companies, and selling abroad.

In 2001, domestic mobile devices in the field show just started, we have produced with several giant air tank air tank parts manufacturing cooperative R&D was one of the few Division 1 professional production of the domestic air tank fittings. Today, the domestic equipment industry maturing mobile performance, we are still in line "the quality of the professional case, integrity success value" to the world the purpose of continuing the old and new customers. Looking forward to cooperating with you sincerely, create brilliant!



目录 CONTENTS

»» 電源箱系列 Power Distribution Boxes	01
»» 葫蘆控制器系列 Hoist Controllers	27
»» 電源配件系列 Power Accessories	30
»» 電源線材系列 Power Cables	36
»» 航空箱系列 Flight Case	
* 標準機櫃 Standard rack cases	42
* 線材箱系列 Cable cases	47
* DJ箱系列 DJ cases	48
* 專業燈光箱系列 Pro lighting cases	49
* LED屏箱類 LED cases	50
* 專業音響箱類 Pro speaker cases	51
* 周邊設備箱系列 Equipment cases	52
* 非標準機櫃 Custom cases	53
»» 五金配件系列 Fittings	
* 蝴蝶鎖類 Latches	54
* 抽手類 Handles	56
* 球包類 Corners	57
* 直角類 Braces	59
* 支撐類 Hinges	61
* 輪窩類 Wheel wells	62
* 輪子類 Wheels	63
* 航空箱鋁料類 Aluminum materials	64





98 路直放电源箱

98 channels power distribution box

主要技术参数 (Main technical parameters):

规格/Specifications	输入形式/Input form	输出形式/Output form	输出功率/Output power
三相五线制 Three-phase five wire system	400A 柜式断路器 (一进一出) 三相 (A,B,C) + 零线 (N) + 接地 (PE) 400A European powerlock (R & out) Three phase (A, B, C) + zero line (N) + ground (PE)	400A 柜式断路器 (一进一出) 2路, 63A 柜式 (1 三相) 98 channels 19pin sockets (18pin/phase 200V or 110V) 2 channels 63A 5pin waterproof socket (three-phase 380V)	192, 300W 16A 插 63A, 300W 插 (三相) 19pin, 300W 16A 插 63A, 300W 16A 插 (three-phase)

主要配置与功能特点:
1. 箱内主母线120mm², 19芯支路2.5mm², 63A支路16mm²;
2. 智能型400A 空气断路器;
3. 19芯支路断路器配63A 1P (2芯支路) 二极保护开关;
4. 每路LED 智能数字电流、电压表;
5. 三相智能数字电流、电压表;
6. 方便工作照明引出设备的用电使用;
7. 每路单独控制, 接线规范, 使用安全方便;
8. 可根据用户需求独立设计。

Main configuration and function characteristics:
1. With main cable 120mm², 19x 2.5mm² cable, 63A 16mm² cable;
2. 400A 柜式断路器;
3. 40A 1P (for 2 channels) branch Schneider switch for 19pin sockets with dual protection;
4. With LED power indicated light for each channel;
5. Intelligent digital three-phase, voltmeter and ammeters;
6. Convenient for working illumination and power supply equipment using;
7. Each individual control, standard wiring connection, safe and convenient to use;
8. Design as per user's special requirements.



SX-GB001

72 路直放电源箱

72 channels power distribution box

主要技术参数 (Main technical parameters):

规格/Specifications	输入形式/Input form	输出形式/Output form	输出功率/Output power
三相五线制 Three-phase five wire system	400A 柜式断路器 (一进一出) 三相 (A,B,C) + 零线 (N) + 接地 (PE) 400A European powerlock (R & out) Three-phase (A,B,C) + zero line (N) + ground (PE)	72路, 19芯 (18路) 72 channels 19pin sockets / (single phase 200V or 110V)	300W 16A 插 300W 16A 插

主要配置与功能特点:
1. 箱内主母线90mm², 19芯支路2.5mm²;
2. 400A 3P 空气开关;
3. 19芯支路断路器, 20A 1P 空气二极保护;
4. 每路LED 智能数字电流、电压表;
5. 三相智能数字电流、电压表;
6. 2个内部照明插孔;
7. 方便工作照明引出设备的用电使用;
8. 每路单独控制, 接线规范, 使用安全方便;
9. 可根据用户需求独立设计。

Main configuration and function characteristics:
1. With main 90mm² cable, 19x 2.5mm² sockets cable;
2. 400A 3P main Schneider switch;
3. 20A 1P branch Schneider switch for 19pin with dual protection;
4. With LED power indicated light for each channel;
5. Intelligent digital three-phase current, voltage meter;
6. Two internal heat removal fan;
7. Convenient for working illumination and power supply equipment using;
8. Each individual control, standard wiring connection, safe and convenient to use;
9. Design as per user's special requirements.



SX-GB002

54 路直放电源箱

54 channels power distribution box

主要技术参数 (Main technical parameters):

规格/Specifications	输入形式/Input form	输出形式/Output form	输出功率/Output power
三相五线制 Three-phase five wire system	400A 柜式断路器 (一进一出) 三相 (A,B,C) + 零线 (N) + 接地 (PE) 400A cabinet (R & out) Three-phase (A,B,C) + zero line (N) + ground (PE)	6路 16A 柜式断路器 48路 19芯支路 6 channels 16A waterproof socket / (single phase) 48 channels 19pin sockets / (single phase)	48路 300W 16A 插 192, 30W 16A 插 Waterproof socket, 30W 16A channel 19pin socket, 30W 16A channel

主要配置与功能特点:
1. 箱内主母线50mm², 支路2.5mm²;
2. 智能型250A 3P 空气开关;
3. 250A 支路断路器配20A 1P 二极保护开关;
4. 三相智能数字电流、电压表;
5. 方便工作照明引出设备的用电使用;
7. 每路单独控制, 接线规范, 使用安全方便;
8. 可根据用户需求独立设计。

Main configuration and function characteristics:
1. With main cable 50mm², branch 2.5mm²;
2. 250A 3P main Schneider switch;
3. 20A 1P branch Schneider switch for dual protection;
4. Intelligent digital three-phase current, voltage meter;
5. Convenient for working illumination and power supply equipment using;
7. Each individual control, standard wiring connection, safe and convenient to use;
8. Design as per user's special requirements.



SX-GB003

50 路直放电源箱

50 channels power distribution box

主要技术参数 (Main technical parameters):

规格/Specifications	输入形式/Input form	输出形式/Output form	输出功率/Output power
三相五线制 Three-phase five wire system	125A 柜式断路器 三相 (A,B,C) + 零线 (N) + 接地 (PE) 125A 5pin waterproof socket Three-phase (A,B,C) + zero line (N) + ground (PE)	6路 16A 柜式断路器 6路 50A 柜式断路器 48路 19芯支路 6 channels 16A 5pin waterproof socket / (single phase) 6 channels 50A 5pin waterproof socket / (single phase) 48 channels 19pin sockets / (single phase) 2 channels 63A 5pin waterproof socket / (three-phase)	16路 30W 16A 插 24路 30W 16A 插 192, 30W 16A 插 63路 30W 16A 插 16A waterproof socket, 30W 16A channel 16A waterproof socket, 30W 16A channel 19pin socket, 30W 16A channel 63A waterproof socket, 30W 16A channel 63A waterproof socket, 30W 16A channel

主要配置与功能特点:
1. 箱内主母线50mm², 16A 支路2.5mm², 32A 支路6mm², 19芯支路2.5mm², 63A 支路16mm²;
2. 智能型, 250A 3P 空气开关;
3. 16A 支路断路器, 19芯支路断路器配20A 1P, 32A 支路断路器配20A 1P 二极保护开关;
4. 每路LED 智能数字电流、电压表;
5. 三相智能数字电流、电压表;
6. 方便工作照明引出设备的用电使用;
7. 每路单独控制, 接线规范, 使用安全方便;
8. 可根据用户需求独立设计。

Main configuration and function characteristics:
1. With main cable 50mm², 16A branch 2.5mm², 32A branch 6mm², 19pin branch 2.5mm², 63A branch 16mm²;
2. 250A 3P main Schneider switch;
3. 20A 1P branch Schneider switch for 16A waterproof socket and 19pin and 40A 1P for 32A waterproof socket with dual protection;
4. With LED power indicated light for each channel;
5. Intelligent digital three-phase current, voltage meter;
6. Convenient for working illumination and power supply equipment using;
7. Each individual control, standard wiring connection, safe and convenient to use;
8. Design as per user's special requirements.



SX-GB004

30 路直放电源箱 30 channels power distribution box

主要技术参数 (Main technical parameters):

规格/Specifications	输入形式/Input form	输出形式/Output form	输出功率/Output power
三相五线制 Three-phase five wire system	43A总断路器 3相 (A,B,C)+零线 (N)+地线 (PE) 43A 16A waterproof socket Three-phase (A,B,C) + zero line (N) + ground (PE)	4路16A单相插座 4-channel 16A single phase socket	3KW/路, 16A 3KW/channel, 16A

- 主要配置与功能特点:**
- 箱内主电缆35mm², 支路2.5mm²;
 - 标配16A/3P总开关;
 - 支路标配带漏电20A/1P、二级保护开关;
 - 每路带LED漏电指示灯;
 - 智能数字三相电流、电压表;
 - 方便工作人员随时对配置设备的供电使用;
 - 箱体单独控制, 接线规范, 使用安全方便;
 - 可根据用户需求独立设计。

- Main configuration and function characteristics:**
1. With main cable 35mm², branch 2.5mm²;
 2. 16A/3P main Schneider switch;
 3. 20A/1P branch Schneider switch for each protection, with LED power indicated light for each channel;
 4. With LED power indicated light for each channel;
 5. Intelligent digital three-phase current, voltage meter;
 6. Convenient for working illumination and power supply equipment using;
 7. Each individual control, standard wiring connection, safe and convenient to use;
 8. Design as per user's special requirements.



SX-GB005

36 路直放电源箱 36 channels power distribution box

主要技术参数 (Main technical parameters):

规格/Specifications	输入形式/Input form	输出形式/Output form	输出功率/Output power
三相五线制 Three-phase five wire system	40A总断路器 (一进一出) 3相 (A,B,C)+零线 (N)+地线 (PE) 40A 16A socket Three-phase (A,B,C) + zero line (N) + ground (PE)	12路, 美式 (背插式) / 澳式 12-channel American/Euro socket/ingle phase 24 channels 19pin socket/ingle phase	美式: 3KW 16A 24路: 3KW 16A American/Euro socket: 3KW 16A/channel 19pin: 3KW 16A/channel

- 主要配置与功能特点:**
- 箱内主电缆35mm², 支路2.5mm²;
 - 标配20A/3P总开关;
 - 支路标配带漏电20A/1P、二级保护开关, 配备漏电20A/1P、二级保护开关;
 - 每路带LED漏电指示灯;
 - 智能数字三相电流、电压表;
 - 方便工作人员随时对配置设备的供电使用;
 - 箱体单独控制, 接线规范, 使用安全方便;
 - 可根据用户需求独立设计。

- Main configuration and function characteristics:**
1. With main cable 35mm², branch 2.5mm²;
 2. 20A/3P main Schneider switch;
 3. 20A/1P branch Schneider switch for American socket and 20A/1P for Euro with dual protection, equipped with 20A/1P, 2-level protection switch;
 4. With LED power indicated light for each channel;
 5. Intelligent digital three-phase current, voltage meter;
 6. Convenient for working illumination and power supply equipment using;
 7. Each individual control, standard wiring connection, safe and convenient to use;
 8. Design as per user's special requirements.



SX-GB007

30 路直放电源箱 30 channels power distribution box

主要技术参数 (Main technical parameters):

规格/Specifications	输入形式/Input form	输出形式/Output form	输出功率/Output power
三相五线制 Three-phase five wire system	40A总断路器 (一进一出) 3相 (A,B,C)+零线 (N)+地线 (PE) 40A 16A socket Three-phase (A,B,C) + zero line (N) + ground (PE)	18路16A单相插座 18-channel 16A waterproof socket/ingle phase 6 channels 16A 3pin waterproof socket/ingle phase 6 channels 32pin waterproof socket/ingle phase	18路: 3KW 16A 18路: 3KW 16A SAAE单相: 3KW 16A SAAE单相: 3KW 16A 19pin: 3KW 16A/channel 16A waterproof socket: 3KW 16A/channel 32A waterproof socket: 3KW 16A/channel

- 主要配置与功能特点:**
- 箱内主电缆35mm², 支路2.5mm², 16A的水表, 2.5mm², 32A的水表5mm²;
 - 标配20A/3P总开关;
 - 1P零序支路16A的水表, 配备带漏电20A/1P、二级保护开关;
 - 每路带LED漏电指示灯;
 - 智能数字三相电流、电压表;
 - 方便工作人员随时对配置设备的供电使用;
 - 箱体单独控制, 接线规范, 使用安全方便;
 - 可根据用户需求独立设计。

- Main configuration and function characteristics:**
1. With main cable 35mm², 19pin branch 2.5mm², 16A branch 2.5mm², 32A branch 5mm²;
 2. 20A/3P main Schneider switch;
 3. 20A/1P branch Schneider switch for 19pin and 16A, 16A/1P for 32A with dual protection;
 4. With LED power indicated light for each channel;
 5. Intelligent digital three-phase current, voltage meter;
 6. Convenient for working illumination and power supply equipment using;
 7. Each individual control, standard wiring connection, safe and convenient to use;
 8. Design as per user's special requirements.



SX-GB006

30 路直放电源箱 30 channels power distribution box

主要技术参数 (Main technical parameters):

规格/Specifications	输入形式/Input form	输出形式/Output form	输出功率/Output power
三相五线制 Three-phase five wire system	43A总断路器 3相 (A,B,C)+零线 (N)+地线 (PE) 43A 16A socket Three-phase (A,B,C) + zero line (N) + ground (PE)	4路16A单相插座 4-channel 16A 24 channels 19pin 6 channels 16A waterproof socket/ingle phase 24 channels 19pin waterproof socket/ingle phase	19路: 3KW 16A 6路: 3KW 16A 19pin: 3KW 16A/channel 16A waterproof socket: 3KW 16A/channel

- 主要配置与功能特点:**
- 箱内主电缆35mm², 支路2.5mm², 16A的水表, 2.5mm², 32A的水表5mm²;
 - 标配20A/3P总开关;
 - 支路标配带漏电20A/1P、二级保护开关;
 - 每路带LED漏电指示灯;
 - 智能数字三相电流、电压表;
 - 方便工作人员随时对配置设备的供电使用;
 - 箱体单独控制, 接线规范, 使用安全方便;
 - 可根据用户需求独立设计。

- Main configuration and function characteristics:**
1. With main cable 35mm², 19pin branch 2.5mm², 16A branch 2.5mm²;
 2. 20A/3P main Schneider switch;
 3. 20A/1P branch Schneider switch with dual protection, equipped with 20A/1P, 2-level protection switch;
 4. With LED power indicated light for each channel;
 5. Intelligent digital three-phase current, voltage meter;
 6. Convenient for working illumination and power supply equipment using;
 7. Each individual control, standard wiring connection, safe and convenient to use;
 8. Design as per user's special requirements.



SX-GB008

36 路直放电源箱 36 channels power distribution box

主要技术参数 (Main technical parameters):

规格/Specifications	输入形式/Input form	输出形式/Output form	输出功率/Output power
三相五线制 Three-phase five wire system	40A总断路器 (一进一出) 3相 (A,B,C)+零线 (N)+地线 (PE) 40A 16A socket Three-phase (A,B,C) + zero line (N) + ground (PE)	30路16A单相插座 30 channels 16A waterproof socket/ingle phase 6 channels 16A universal socket/ingle phase	16A单相: 3KW 16A 16A单相: 3KW 16A 16A单相: 3KW 16A 16A单相: 3KW 16A 16A单相: 3KW 16A 16A单相: 3KW 16A

- 主要配置与功能特点:**
- 箱内主电缆35mm², 支路2.5mm²;
 - 标配20A/3P总开关;
 - 支路标配带漏电20A/1P、二级保护开关;
 - 每路带LED漏电指示灯;
 - 智能数字三相电流、电压表;
 - 方便工作人员随时对配置设备的供电使用;
 - 箱体单独控制, 接线规范, 使用安全方便;
 - 可根据用户需求独立设计。

- Main configuration and function characteristics:**
1. With main cable 35mm², branch 2.5mm²;
 2. 20A/3P main Schneider switch;
 3. 20A/1P branch Schneider switch with dual protection, with LED power indicated light for each channel;
 4. With LED power indicated light for each channel;
 5. Intelligent digital three-phase current, voltage meter;
 6. Convenient for working illumination and power supply equipment using;
 7. Each individual control, standard wiring connection, safe and convenient to use;
 8. Design as per user's special requirements.



SX-GB009

3 路直放电源箱 3 channels power distribution box

主要技术参数 (Main technical parameters):

规格/Specifications	输入形式/Input form	输出形式/Output form	输出功率/Output power
三相五线制 Three-phase five wire system	40A总断路器 (一进一出) 3相 (A,B,C)+零线 (N)+地线 (PE) 40A 16A socket Three-phase (A,B,C) + zero line (N) + ground (PE)	3路125A 6pin 3 channels 125A 6pin 800W/1channel / 800W/1channel	800W/路 800W/1channel 800W/1channel 800W/1channel

- 主要配置与功能特点:**
- 箱内主电缆35mm², 支路2.5mm²;
 - 支路标配带漏电20A/1P、二级保护开关, 无后备总开关;
 - 方便工作人员随时对配置设备的供电使用;
 - 箱体单独控制, 接线规范, 使用安全方便;
 - 可根据用户需求独立设计。

- Main configuration and function characteristics:**
1. With main cable 35mm², branch 2.5mm²;
 2. 20A/1P branch Schneider switch, without main switch;
 3. Convenient for working illumination and power supply equipment using;
 4. Each individual control, standard wiring connection, safe and convenient to use;
 5. Design as per user's special requirements.



SX-GB011

30 路直放电源箱 30 channels power distribution box

主要技术参数 (Main technical parameters):

规格/Specifications	输入形式/Input form	输出形式/Output form	输出功率/Output power
三相五线制 Three-phase five wire system	40A总断路器 (一进一出) 3相 (A,B,C)+零线 (N)+地线 (PE) 40A 16A socket Three-phase (A,B,C) + zero line (N) + ground (PE)	30路16A单相插座 30 channels 16A waterproof socket/ingle phase	3KW 16A/路 3KW 16A/channel

- 主要配置与功能特点:**
- 箱内主电缆35mm², 支路2.5mm²;
 - 标配20A/3P总开关;
 - 支路标配带漏电20A/1P、二级保护开关;
 - 每路带LED漏电指示灯;
 - 智能数字三相电流、电压表;
 - 方便工作人员随时对配置设备的供电使用;
 - 箱体单独控制, 接线规范, 使用安全方便;
 - 可根据用户需求独立设计。

- Main configuration and function characteristics:**
1. With main cable 35mm², branch 2.5mm²;
 2. 20A/3P main Schneider switch;
 3. 20A/1P branch Schneider switch with dual protection, with LED power indicated light for each channel;
 4. With LED power indicated light for each channel;
 5. Intelligent digital three-phase current, voltage meter;
 6. Convenient for working illumination and power supply equipment using;
 7. Each individual control, standard wiring connection, safe and convenient to use;
 8. Design as per user's special requirements.



SX-GB010


6 路直放电源箱 6 channels power distribution box

主要技术参数 (Main technical parameters):

规格/Specifications	输入形式/Input form	输出形式/Output form	输出功率/Output power
三相五线制 Three-phase five wire system	40A总断路器 (一进一出) 3相 (A,B,C)+零线 (N)+地线 (PE) 40A 16A socket Three-phase (A,B,C) + zero line (N) + ground (PE)	6路63A单相插座 6 channels 63A 1pin waterproof socket (three-phase)	3KW 63A/路 3KW 63A/channel

- 主要配置与功能特点:**
- 箱内主电缆35mm², 支路2.5mm²;
 - 支路标配带漏电20A/1P、二级保护开关;
 - 每路带LED漏电指示灯;
 - 智能数字三相电流、电压表;
 - 方便工作人员随时对配置设备的供电使用;
 - 箱体单独控制, 接线规范, 使用安全方便;
 - 可根据用户需求独立设计。

- Main configuration and function characteristics:**
1. With main cable 35mm², branch 2.5mm²;
 2. 20A/1P branch Schneider switch;
 3. 20A/1P branch Schneider switch with dual protection, with LED power indicated light for each channel;
 4. With LED power indicated light for each channel;
 5. Intelligent digital three-phase current, voltage meter;
 6. Convenient for working illumination and power supply equipment using;
 7. Each individual control, standard wiring connection, safe and convenient to use;
 8. Design as per user's special requirements.



SX-GB012

12 路直放电源箱 12 channels power distribution box

主要技术参数 (Main technical parameters):

规格/Specifications	输入形式/Input form	输出形式/Output form	输出功率/Output power
三相五线制 Three-phase five wire system	400A 板式分箱 400A cabinet type Three-phase (ABC) + 零线 (N) + 地线 (PE) 400A cabinet root	12路 32A 防水插座 12 channels 32A / 5pin waterproof socket/three phase	18KW 32A单相 (三相) 18KW 32A/phase (three-phase)

- 主要配置与功能特点:**
1. 箱内主线路 50mm², 支路 6mm²;
 2. 断路器 200A/3P 总开关;
 3. 支路断路器 40A/3P 二极保护开关;
 4. 每路带 LED 节能指示灯;
 5. 三相智能数字电表, 电压表;
 6. 方便工作照明和配套设备的供电使用;
 7. 每路单独控制, 接线规范, 使用安全方便;
 8. 可根据用户需求独立设计。

- Main configuration and function characteristics:**
1. With main cable 50mm², branch 6mm²;
 2. 200A/3P main Schneider switch;
 3. 40A/3P branch Schneider switch with dual protection;
 4. With LED power indicated light for each channel;
 5. Intelligent digital three-phase current, voltage meter;
 6. Convenient for working illumination and power supply equipment using;
 7. Each individual control, standard wiring connection, safe and convenient to use;
 8. Design as per user's special requirements.



SX-GB03

6 路直放电源箱 6 channels power distribution box

主要技术参数 (Main technical parameters):

规格/Specifications	输入形式/Input form	输出形式/Output form	输出功率/Output power
三相五线制 Three-phase five wire system	400A 板式分箱 400A cabinet type Three-phase (ABC) + 零线 (N) + 地线 (PE)	6路 32A 防水插座 6 channels 32A / 5pin waterproof socket (three-phase)	18KW 32A单相 (三相) 18KW 32A/phase (three-phase)



SX-GB05

- 主要配置与功能特点:**
1. 箱内主线路 35mm², 支路 6mm²;
 2. 断路器 200A/3P 总开关, 无差备份开关;
 3. 每路带 LED 节能指示灯;
 4. 三相智能数字电表, 电压表;
 5. 方便工作照明和配套设备的供电使用;
 6. 每路单独控制, 接线规范, 使用安全方便;
 7. 可根据用户需求独立设计。

- Main configuration and function characteristics:**
1. With main cable 35mm², branch 6mm²;
 2. 40A/3P branch Schneider switch, without main switch;
 3. With LED power indicated light for each channel;
 4. Intelligent digital three-phase current, voltage meter;
 5. Convenient for working illumination and power supply equipment using;
 6. Each individual control, standard wiring connection, safe and convenient to use;
 7. Design as per user's special requirements.

12 路直放电源箱 12 channels power distribution box

主要技术参数 (Main technical parameters):

规格/Specifications	输入形式/Input form	输出形式/Output form	输出功率/Output power
三相五线制 Three-phase five wire system	200A 板式分箱 200A cabinet type Three-phase (ABC) + 零线 (N) + 地线 (PE) 200A cabinet root	6路 32A 防水插座 6 channels 32A/5pin waterproof socket three-phase	40A 板式分箱 30V 16A 插座 40A cabinet type 30V 16A socket 40A 板式分箱 30V 16A 插座 40A cabinet type 30V 16A socket 32A 防水插座 32A waterproof socket 18KW 32A/phase (three-phase)



SX-GB04


- 主要配置与功能特点:**
1. 箱内主线路 25mm², 支路 6mm²;
 2. 断路器 200A/3P 总开关;
 3. 方便工作照明和配套设备的供电使用;
 4. 每路单独控制, 接线规范, 使用安全方便;
 5. 可根据用户需求独立设计。

- Main configuration and function characteristics:**
1. With main cable 25mm², branch 6mm²;
 2. 200A/3P main Schneider switch;
 3. Convenient for working illumination and power supply equipment using;
 4. Each individual control, standard wiring connection, safe and convenient to use;
 5. Design as per user's special requirements.

36 路直放电源箱 + 12 路数字硅箱 36 channels power distribution box + 12 channels digital silicon box

主要技术参数 (Main technical parameters):

规格/Specifications	输入形式/Input form	输出形式/Output form	输出功率/Output power
三相五线制 Three-phase five wire system	400A 板式分箱 (一主一备) 400A cabinet type (one main one backup) Three-phase (ABC) + 零线 (N) + 地线 (PE) 400A cabinet root	12路 16A 防水插座 12 channels 16A waterproof socket 12路数字硅箱 12 channels digital silicon box 24 channels 16A waterproof socket/ single phase 24 channels 16A waterproof socket/ single phase 12 channels digital dimmer pack / single phase	16A 防水插座 30V 16A 插座 16A waterproof socket 30V 16A socket 16A 防水插座 30V 16A 插座 16A waterproof socket 30V 16A socket 32A 5pin waterproof socket/18KW 32A/phase (three-phase) 32A 5pin waterproof socket/18KW 32A/phase (three-phase) Dimmer pack 30V 16A/phase



SX-GB06

- 主要配置与功能特点:**
1. 箱内主线路 35mm², 支路 2.5mm²;
 2. 数字智能主线路 10mm²;
 3. 断路器 200A/3P 总开关;
 4. 支路断路器 40A/3P 二极保护开关;
 5. 每路带 LED 节能指示灯;
 6. 三相智能数字电表, 电压表;
 7. 方便工作照明和配套设备的供电使用;
 8. 每路单独控制, 接线规范, 使用安全方便;
 9. 可根据用户需求独立设计。

- Main configuration and function characteristics:**
1. With main cable 35mm², branch 2.5mm²;
 2. Digital silicon box main cable 10mm²;
 3. 200A/3P main Schneider switch;
 4. 40A/3P branch Schneider switch for universal and 16A socket with dual protection;
 5. With LED power indicated light for each channel;
 6. Intelligent digital three-phase current, voltage meter;
 7. Convenient for working illumination and power supply equipment using;
 8. Each individual control, standard wiring connection, safe and convenient to use;
 9. Design as per user's special requirements.

18 路直放电源箱 18 channels power distribution box

主要技术参数 (Main technical parameters):

规格/Specifications	输入形式/Input form	输出形式/Output form	输出功率/Output power
三相五线制 Three-phase five wire system	400A 板式分箱 (一主一备) 400A cabinet type (one main one backup) Three-phase (ABC) + 零线 (N) + 地线 (PE) 400A cabinet root	6路 16A 防水插座 6 channels 16A waterproof socket / single phase 12 channels 32A 5pin waterproof socket / three phase	16A 防水插座 30V 16A 插座 16A waterproof socket 30V 16A socket 18KW 32A/phase (三相) 18KW 32A/phase (three-phase)



SX-GB07

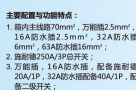
- 主要配置与功能特点:**
1. 箱内主线路 70mm², 支路 16A 防水 5mm², 32A 防水 6mm²;
 2. 每路带 LED 节能指示灯;
 3. 三相智能数字电表, 电压表;
 4. 16A 防水插座和 32A 防水插座, 32A 防水插座和 32A 防水插座, 二极保护开关;
 5. 每路单独控制, 接线规范, 使用安全方便;
 6. 可根据用户需求独立设计。

- Main configuration and function characteristics:**
1. With main cable 70mm², 16A branch 2.5mm², 32A branch 6mm²;
 2. 200A/3P main Schneider switch;
 3. Intelligent digital three-phase current, voltage meter;
 4. 20A/1P branch Schneider switch for 16A, and 32A/1P for 32A/3P with dual protection;
 5. Each individual control, standard wiring connection, safe and convenient to use;
 6. Design as per user's special requirements.

26 路直放电源箱 26 channels power distribution box

主要技术参数 (Main technical parameters):

规格/Specifications	输入形式/Input form	输出形式/Output form	输出功率/Output power
三相五线制 Three-phase five wire system	400A 板式分箱 400A cabinet type Three-phase (ABC) + 零线 (N) + 地线 (PE)	24路 16A 防水插座 24 channels 16A waterproof socket/three phase 2 channels 32A 5pin waterproof socket (three phase)	16A 防水插座 30V 16A 插座 16A waterproof socket 30V 16A socket 18KW 32A/phase (三相) 18KW 32A/phase (three-phase)



SX-GB09

- 主要配置与功能特点:**
1. 箱内主线路 70mm², 支路 2.5mm², 16A 防水 2.5mm², 32A 防水 6mm², 63A 防水 10mm²;
 2. 断路器 200A/3P 总开关;
 3. 支路断路器 40A/3P 二极保护开关;
 4. 每路带 LED 节能指示灯;
 5. 三相智能数字电表, 电压表;
 6. 方便工作照明和配套设备的供电使用;
 7. 每路单独控制, 接线规范, 使用安全方便;
 8. 可根据用户需求独立设计。

- Main configuration and function characteristics:**
1. With main cable 70mm², universal and 16A socket branch 2.5mm², 32A branch 6mm², 63A branch 10mm²;
 2. 200A/3P main Schneider switch;
 3. 20A/1P branch Schneider switch for universal and 16A socket with dual protection;
 4. With LED power indicated light for each channel;
 5. Intelligent digital three-phase current, voltage meter;
 6. Convenient for working illumination and power supply equipment using;
 7. Each individual control, standard wiring connection, safe and convenient to use;
 8. Design as per user's special requirements.

26 路直放电源箱 26 channels power distribution box

主要技术参数 (Main technical parameters):

规格/Specifications	输入形式/Input form	输出形式/Output form	输出功率/Output power
三相五线制 Three-phase five wire system	400A 板式分箱 400A cabinet type Three-phase (ABC) + 零线 (N) + 地线 (PE) 400A cabinet root	6路 16A 防水插座 6 channels 16A waterproof socket/single phase 6 channels 16A universal socket/single phase 12 channels 32A 5pin waterproof socket/three phase 2 channels 32A 5pin waterproof socket/three phase	16A 防水插座 30V 16A 插座 16A waterproof socket 30V 16A socket 32A 防水插座 30V 32A 插座 32A waterproof socket 30V 32A socket 18KW 32A/phase (三相) 18KW 32A/phase (three-phase) 18KW 32A/phase (三相) 18KW 32A/phase (three-phase)



SX-GB08

- 主要配置与功能特点:**
1. 箱内主线路 70mm², 支路 16A 防水 5mm², 32A (三相) 6mm², 63A (三相) 10mm²;
 2. 断路器 200A/3P 总开关;
 3. 方便工作照明和配套设备的供电使用;
 4. 每路带 LED 节能指示灯;
 5. 三相智能数字电表, 电压表;
 6. 方便工作照明和配套设备的供电使用;
 7. 每路单独控制, 接线规范, 使用安全方便;
 8. 可根据用户需求独立设计。

- Main configuration and function characteristics:**
1. With main cable 70mm², universal and 16A socket branch 2.5mm², 32A (3-phase) branch 6mm² and 63A (3-phase) branch 10mm²;
 2. 200A/3P main Schneider switch;
 3. 20A/1P for universal and 16A socket, and 40A/3P for 32A waterproof socket/three phase with dual protection;
 4. With LED power indicated light for each channel;
 5. Intelligent digital three-phase current, voltage meter;
 6. Convenient for working illumination and power supply equipment using;
 7. Each individual control, standard wiring connection, safe and convenient to use;
 8. Design as per user's special requirements.

24 路直放电源箱 24 channels power distribution box

主要技术参数 (Main technical parameters):

规格/Specifications	输入形式/Input form	输出形式/Output form	输出功率/Output power
三相五线制 Three-phase five wire system	400A 板式分箱 400A cabinet type Three-phase (ABC) + 零线 (N) + 地线 (PE)	24路 16A 防水插座 24 channels 16A 5pin waterproof socket/single phase	16A 防水插座 30V 16A 插座 16A waterproof socket 30V 16A socket



SX-GB02

- 主要配置与功能特点:**
1. 箱内主线路 35mm², 支路 2.5mm²;
 2. 断路器 160A/3P 总开关;
 3. 16路带 LED 节能指示灯;
 4. 每路带 LED 节能指示灯;
 5. 三相智能数字电表, 电压表;
 6. 方便工作照明和配套设备的供电使用;
 7. 每路单独控制, 接线规范, 使用安全方便;
 8. 可根据用户需求独立设计。

- Main configuration and function characteristics:**
1. With main cable 35mm², 16A socket branch 2.5mm²;
 2. 160 Schneider switch;
 3. 160 Schneider switch for 16A waterproof socket with dual protection;
 4. With LED power indicated light for each channel;
 5. Intelligent digital three-phase current, voltage meter;
 6. Convenient for working illumination and power supply equipment using;
 7. Each individual control, standard wiring connection, safe and convenient to use;
 8. Design as per user's special requirements.

21 路直放电源箱 21 channels power distribution box

主要技术参数 (Main technical parameters):

规格/Specifications	输入形式/Input form	输出形式/Output form	输出功率/Output power
三相五线制 Three-phase five wire system	400A 柜式断路器 三根 (ABC) + 零线 (N) + 地线 (PE) 400A C40/CA input Three-phase (ABC) + zero line (N) + ground (PE)	13路32A防水断路器 6路 16A防水断路器 2路32A防水断路器 12 channels 32A 16A waterproof socket/branch phase 6 channels 16A waterproof socket/branch phase 2 channels 32A 16A waterproof socket/branch phase	32A柜式断路器: 30W 32A/6 16A柜式断路器: 30W 16A/6 32A柜式断路器: 180W 32A/6 (三组) 32A防水插座: 80W 32A/channel 16A防水插座: 30W 16A/channel 180W 32A/channel (three-phase)



主要配置与功能特点:
1. 箱内主线路70mm², 32A防水断路器, 1.6A防水插座, 5mm²;
2. 断路器100A/3P总开关;
3. 32A防水插座/零线, 配备防触电32A/1P, 16A防水插座, 配备防触电20A/1P, 32A防水插座/零线, 配备防触电40A/1P, 二极保护开关;
4. 每路带LED电源指示灯;
5. 三相智能数字电流、电压表;
6. 方便工作照明及配套设施的供电使用;
7. 每路单独控制, 接线规范, 使用安全方便;
8. 可根据用户需求独立设计。

Main configuration and function characteristics:
1. With main cable 70mm², 32A branch 6mm², 16A branch 2.5mm²;
2. 100A/3P main Schneider switch;
3. 32A/1P branch Schneider switch for 32A waterproof socket/branch phase for 16A and 40A/1P for 32A waterproof socket/three phase with dual protection;
4. With LED power indicated light for each channel;
5. With 3-phase digital three-phase current, voltage meter;
6. Convenient for working illumination and power supply equipment using;
7. Each individual control, standard wiring connection, safe and convenient to use;
8. Design as per user's special requirements.

SX-GB021

24 路直放电源箱 24 channels power distribution box

主要技术参数 (Main technical parameters):

规格/Specifications	输入形式/Input form	输出形式/Output form	输出功率/Output power
三相五线制 Three-phase five wire system	400A 柜式断路器 三根 (ABC) + 零线 (N) + 地线 (PE) 400A C40/CA input Three-phase (ABC) + zero line (N) + ground (PE)	6路 16A防水断路器 6路 16A防水断路器 12路 32A防水断路器 6 channels 16A universal socket/branch phase 6 channels 16A universal socket/branch phase 12 channels 32A 16A universal socket/branch phase	15A防水断路器: 20W 15A/6 16A防水断路器: 30W 16A/6 32A防水断路器: 60W 32A/6 15A通用插座: 20W 15A/channel 16A通用插座: 30W 16A/channel 32A防水插座: 60W 32A/channel

主要配置与功能特点:
1. 箱内主线路50mm², 刀闸16A的水表, 2.5mm², 32A防水断路器;
2. 断路器250A/3P总开关;
3. 刀闸16A的水表, 智能断路器20A/1P, 32A防水插座/零线, 二极保护开关;
4. 每路带LED电源指示灯;
5. 三相智能数字电流、电压表;
6. 方便工作照明及配套设施的供电使用;
7. 每路单独控制, 接线规范, 使用安全方便;
8. 可根据用户需求独立设计。

Main configuration and function characteristics:
1. With main cable 50mm², universal socket branch 2.5mm², 32A branch 6mm²;
2. 250A/3P main Schneider switch;
3. 20A/1P branch Schneider switch for universal and 16A socket, 40A/1P for 32A with dual protection;
4. With LED power indicated light for each channel;
5. Intelligent digital three-phase current, voltage meter;
6. Convenient for working illumination and power supply equipment using;
7. Each individual control, standard wiring connection, safe and convenient to use;
8. Design as per user's special requirements.



SX-GB022

20 路直放电源箱 20 channels power distribution box

主要技术参数 (Main technical parameters):

规格/Specifications	输入形式/Input form	输出形式/Output form	输出功率/Output power
三相五线制 Three-phase five wire system	400A柜式断路器 三根 (ABC) + 零线 (N) + 地线 (PE) 63A 16A waterproof socket Three-phase (ABC) + zero line (N) + ground (PE)	8路16A防水断路器 12路16A防水断路器 2路32A防水断路器 12 channels 16A universal socket/branch phase 12 channels 16A universal socket/branch phase 2 channels 32A 16A universal socket/branch phase	16A柜式断路器: 30W 16A/6 16A柜式断路器: 30W 16A/6 32A柜式断路器: 180W 32A/6 (三组) 16A通用插座: 30W 16A/channel 32A通用插座: 180W 32A/channel (three-phase)

主要配置与功能特点:
1. 箱内主线路50mm², 16A的水表, 刀闸2.5mm², 32A(三组)6mm²;
2. 断路器160A/3P总开关;
3. 空载断路器160A/3P二极保护开关, 32A (三组) 无空载二极保护开关;
4. 每路带LED电源指示灯;
5. 每路带三相智能数字电流、电压表;
6. 方便工作照明及配套设施的供电使用;
7. 每路单独控制, 接线规范, 使用安全方便;
8. 可根据用户需求独立设计。



SX-GB023

18 路直放电源箱 18 channels power distribution box

主要技术参数 (Main technical parameters):

规格/Specifications	输入形式/Input form	输出形式/Output form	输出功率/Output power
三相五线制 Three-phase five wire system	400A 柜式断路器 三根 (ABC) + 零线 (N) + 地线 (PE) 400A C40/CA input Three-phase (ABC) + zero line (N) + ground (PE)	6路 16A防水断路器 18 channels 32A 16A waterproof socket/branch phase	60W 32A/6 60W 32A/6



主要配置与功能特点:
1. 箱内主线路50mm², 刀闸2.5mm², 32A(三组)6mm²;
2. 断路器100A/3P总开关;
3. 空载断路器100A/3P二极保护开关;
4. 每路带LED电源指示灯;
5. 三相智能数字电流、电压表;
6. 方便工作照明及配套设施的供电使用;
7. 每路单独控制, 接线规范, 使用安全方便;
8. 可根据用户需求独立设计。

Main configuration and function characteristics:
1. With main cable 50mm², branch 6mm²;
2. 100A/3P main Schneider switch;
3. 100A/3P branch Schneider switch with dual protection;
4. With LED power indicated light for each channel;
5. Intelligent digital three-phase current, voltage meter;
6. Convenient for working illumination and power supply equipment using;
7. Each individual control, standard wiring connection, safe and convenient to use;
8. Design as per user's special requirements.

SX-GB024

18 路直放电源箱 18 channels power distribution box

主要技术参数 (Main technical parameters):

规格/Specifications	输入形式/Input form	输出形式/Output form	输出功率/Output power
三相五线制 Three-phase five wire system	400A 柜式断路器 三根 (ABC) + 零线 (N) + 地线 (PE) 400A C40/CA input Three-phase (ABC) + zero line (N) + ground (PE)	6路 16A防水断路器 18 channels 16A 16A waterproof socket/branch phase	30W 16A/6 30W 16A/channel



主要配置与功能特点:
1. 箱内主线路25mm², 支路2.5mm²;
2. 断路器100A/3P总开关;
3. 空载断路器100A/3P二极保护开关;
4. 每路带LED电源指示灯;
5. 三相智能数字电流、电压表;
6. 方便工作照明及配套设施的供电使用;
7. 每路单独控制, 接线规范, 使用安全方便;
8. 可根据用户需求独立设计。

Main configuration and function characteristics:
1. Main channels in the 25mm², branch 2.5mm²;
2. 100A/3P main Schneider switch;
3. 20A/1P branch Schneider switch with dual protection;
4. With LED power indicated light for each channel;
5. Intelligent digital three-phase current, voltage meter;
6. Convenient for working illumination and power supply equipment using;
7. Each individual control, standard wiring connection, safe and convenient to use;
8. Design as per user's special requirements.

SX-GB025

18 路直放电源箱 18 channels power distribution box

主要技术参数 (Main technical parameters):

规格/Specifications	输入形式/Input form	输出形式/Output form	输出功率/Output power
三相五线制 Three-phase five wire system	400A 柜式断路器 三根 (ABC) + 零线 (N) + 地线 (PE) 63A 16A waterproof socket (1 & out) Three-phase (ABC) + zero line (N) + ground (PE)	6路16A防水断路器 12路16A防水断路器 6 channels 16A universal socket/branch phase 12 channels 16A universal socket/branch phase	15A防水断路器: 20W 15A/6 16A防水断路器: 30W 16A/6 15A通用插座: 20W 15A/channel 16A通用插座: 30W 16A/channel

主要配置与功能特点:
1. 箱内主线路25mm², 支路2.5mm²;
2. 断路器100A/3P总开关;
3. 空载断路器100A/3P二极保护开关;
4. 每路带LED电源指示灯;
5. 三相智能数字电流、电压表;
6. 方便工作照明及配套设施的供电使用;
7. 每路单独控制, 接线规范, 使用安全方便;
8. 可根据用户需求独立设计。

Main configuration and function characteristics:
1. With main cable 25mm², branch 2.5mm²;
2. 100A/3P main Schneider switch;
3. 20A/1P branch Schneider switch with dual protection;
4. With LED power indicated light for each channel;
5. Intelligent digital three-phase current, voltage meter;
6. Convenient for working illumination and power supply equipment using;
7. Each individual control, standard wiring connection, safe and convenient to use;
8. Design as per user's special requirements.



SX-GB026

12 路直放电源箱 12 channels power distribution box

主要技术参数 (Main technical parameters):

规格/Specifications	输入形式/Input form	输出形式/Output form	输出功率/Output power
三相五线制 Three-phase five wire system	400A 柜式断路器 三根 (ABC) + 零线 (N) + 地线 (PE) 63A 16A waterproof socket (1 & out) Three-phase (ABC) + zero line (N) + ground (PE)	6路16A防水断路器 12 channels 16A waterproof socket	30W 16A/6 30W 16A/channel

主要配置与功能特点:
1. 箱内主线路16mm², 支路2.5mm²;
2. 断路器100A/3P总开关;
3. 空载断路器100A/3P二极保护开关;
4. 每路带LED电源指示灯;
5. 三相智能数字电流、电压表;
6. 方便工作照明及配套设施的供电使用;
7. 每路单独控制, 接线规范, 使用安全方便;
8. 可根据用户需求独立设计。

Main configuration and function characteristics:
1. With main cable 16mm², branch 2.5mm²;
2. 100A/3P main Schneider switch;
3. 100A/3P branch Schneider switch with dual protection;
4. With LED power indicated light for each channel;
5. Intelligent digital three-phase current, voltage meter;
6. Convenient for working illumination and power supply equipment using;
7. Each individual control, standard wiring connection, safe and convenient to use;
8. Design as per user's special requirements.



SX-GB027

12 路直放电源箱 12 channels power distribution box

主要技术参数 (Main technical parameters):

规格/Specifications	输入形式/Input form	输出形式/Output form	输出功率/Output power
三相五线制 Three-phase five wire system	400A 柜式断路器 三根 (ABC) + 零线 (N) + 地线 (PE) 63A 16A waterproof socket (1 & out) Three-phase (ABC) + zero line (N) + ground (PE)	6路16A防水断路器 6 channels 16A waterproof socket/branch phase	16A柜式断路器: 30W 16A/6 32A柜式断路器: 180W 32A/6 16A通用插座: 30W 16A/channel 32A防水插座: 180W 32A/channel

主要配置与功能特点:
1. 箱内主线路25mm², 1.6A防水断路器, 2.5mm², 32A防水插座;
2. 断路器100A/3P总开关;
3. 空载断路器100A/3P二极保护开关;
4. 每路带LED电源指示灯;
5. 三相智能数字电流、电压表;
6. 方便工作照明及配套设施的供电使用;
7. 每路单独控制, 接线规范, 使用安全方便;
8. 可根据用户需求独立设计。

Main configuration and function characteristics:
1. With main cable 25mm², 1.6A waterproof socket branch 2.5mm², 32A waterproof socket branch 6mm²;
2. 100A/3P main Schneider switch;
3. 20A/1P branch Schneider switch for 16A and 40A/1P for 32A waterproof socket with dual protection;
4. With LED power indicated light for each channel;
5. Intelligent digital three-phase current, voltage meter;
6. Convenient for working illumination and power supply equipment using;
7. Each individual control, standard wiring connection, safe and convenient to use;
8. Design as per user's special requirements.

SX-GB028

12 路直放电源箱 12 channels power distribution box

主要技术参数 (Main technical parameters):

规格/Specifications	输入形式/Input form	输出形式/Output form	输出功率/Output power
单相三极制 single phase	63A/50n防水插座 63A/50n waterproof socket	12路16A空开单相插座 12 channels 16A/32n waterproof socket	3KW/15A单相 3KW/15A/1channel

主要配置与功能特点:

- 箱内主线路50mm², 支路2.5mm²;
- 断路器 63A/50n分断;
- 支路断路器带20A/1P、二级保护开关;
- 每路带LED漏电指示灯;
- 智能数字电压、电流表;
- 方便工作照明和配套设备的供电使用;
- 每路单独控制, 接线规范, 使用安全方便;
- 可根据用户需求独立设计。

Main configuration and function characteristics:

- With main cable 50mm², branch 2.5mm²;
- 63A/50n main Schneider switch;
- 20A/1P branch Schneider switch with dual protection;
- With LED power indicated light for each channel;
- Intelligent digital three-phase current, voltage meter;
- Convenient for working illumination and power supply equipment using;
- Each individual control, standard wiring connection, safe and convenient to use;
- Design as per user's special requirements.



SX-GB029

12 路直放电源箱 12 channels power distribution box

主要技术参数 (Main technical parameters):


规格/Specifications	输入形式/Input form	输出形式/Output form	输出功率/Output power
三相五线制 Three-phase five wire system	63A空开单相插座 63A/50n waterproof socket Three-phase (ABC) + zero line (N) + ground (PE)	12路16A空开单相插座 12 channels 16A/32n waterproof socket/single phase	3KW/15A单相 3KW/15A/1channel

主要配置与功能特点:

- 箱内主线路50mm², 支路2.5mm²;
- 断路器 63A/50n分断;
- 支路断路器带20A/1P、二级保护开关;
- 每路带LED漏电指示灯;
- 智能数字电压、电流表;
- 方便工作照明和配套设备的供电使用;
- 每路单独控制, 接线规范, 使用安全方便;
- 可根据用户需求独立设计。

Main configuration and function characteristics:

- With main cable 50mm², branch 2.5mm²;
- 63A/50n main Schneider switch;
- 20A/1P branch Schneider switch with dual protection;
- With LED power indicated light for each channel;
- Intelligent digital three-phase current, voltage meter;
- Convenient for working illumination and power supply equipment using;
- Each individual control, standard wiring connection, safe and convenient to use;
- Design as per user's special requirements.



SX-GB030

24 路直放电源箱 24 channels power distribution box

主要技术参数 (Main technical parameters):

规格/Specifications	输入形式/Input form	输出形式/Output form	输出功率/Output power
三相五线制 Three-phase five wire system	40A美式断路器 三相 (ABC) + 零线 (N) + 地线 (PE) 40A/32n/63A/50n	24路16A空开单相插座 24 channels 16A ballast socket single phase	3KW/15A单相 3KW/15A/1channel

主要配置与功能特点:

- 箱内主线路50mm², 支路2.5mm²;
- 断路器 40A/32n分断;
- 支路断路器带20A/1P、二级保护开关;
- 三相智能数字电压、电流表;
- 方便工作照明和配套设备的供电使用;
- 每路单独控制, 接线规范, 使用安全方便;
- 可根据用户需求独立设计。

Main configuration and function characteristics:

- With main cable 50mm², branch 2.5mm²;
- 40A/32n main Schneider switch;
- 20A/1P branch Schneider switch with dual protection;
- With LED power indicated light for each channel;
- Intelligent digital three-phase current, voltage meter;
- Convenient for working illumination and power supply equipment using;
- Each individual control, standard wiring connection, safe and convenient to use;
- Design as per user's special requirements.



SX-GB031

27 路直放电源箱 27 channels power distribution box

主要技术参数 (Main technical parameters):

规格/Specifications	输入形式/Input form	输出形式/Output form	输出功率/Output power
三相五线制 Three-phase five wire system	40A美式断路器 三相 (ABC) + 零线 (N) + 地线 (PE) 40A/32n/63A/50n	18路16A空开单相插座 18 channels 16A ballast socket single phase 3路32A空开单相插座 3 channels 32A/63n waterproof socket 3路16A空开单相插座 3 channels 16A/32n waterproof socket	40A断路器: 3KW/15A单相 16A断路器: 3KW/15A单相 32A断路器: 18KW/32A单相 16A防水插座: 3KW/15A/1channel 16A防水插座: 3KW/15A/1channel 3A防水插座: 18W/3A/1channel (three-phase)

主要配置与功能特点:

- 箱内主线路50mm², 技术箱16A防水, 支路2.5mm², 32A防水6mm²;
- 断路器 250A/3P分断;
- 20A/1P分支断路器带20A/1P、32A防水插座带40A/3P二级保护开关;
- 每路带LED漏电指示灯;
- 三相智能数字电压、电流表;
- 方便工作照明和配套设备的供电使用;
- 每路单独控制, 接线规范, 使用安全方便;
- 可根据用户需求独立设计。

Main configuration and function characteristics:

- With main cable 50mm², ballast and 16A waterproof socket branch 2.5mm², 32A branch 6mm²;
- 250A/3P main Schneider switch;
- 20A/1P branch Schneider switch for ballast and 16A waterproof socket, and 40A/3P for 32A waterproof socket with dual protection;
- With LED power indicated light for each channel;
- Intelligent digital three-phase current, voltage meter;
- Convenient for working illumination and power supply equipment using;
- Each individual control, standard wiring connection, safe and convenient to use;
- Design as per user's special requirements.



SX-GB032

27 路直放电源箱 27 channels power distribution box

主要技术参数 (Main technical parameters):


规格/Specifications	输入形式/Input form	输出形式/Output form	输出功率/Output power
三相五线制 Three-phase five wire system	40A美式断路器 三相 (ABC) + 零线 (N) + 地线 (PE) 40A/32n/63A/50n	24路16A空开单相插座 24 channels 16A ballast socket single phase 3路32A空开单相插座 3 channels 32A/63n waterproof socket	3KW/15A单相 3KW/15A/1channel 18KW/32A/3channel (three-phase)

主要配置与功能特点:

- 箱内主线路50mm², 技术箱16A防水, 支路2.5mm², 32A防水6mm²;
- 断路器 250A/3P分断;
- 20A/1P分支断路器带20A/1P、32A防水插座带40A/3P二级保护开关;
- 每路带LED漏电指示灯;
- 三相智能数字电压、电流表;
- 方便工作照明和配套设备的供电使用;
- 每路单独控制, 接线规范, 使用安全方便;
- 可根据用户需求独立设计。

Main configuration and function characteristics:

- With main cable 50mm², ballast branch 2.5mm², 32A branch 6mm²;
- 250A/3P main Schneider switch;
- 20A/1P branch Schneider switch for ballast and 32A waterproof socket with dual protection;
- With LED power indicated light for each channel;
- Intelligent digital three-phase current, voltage meter;
- Convenient for working illumination and power supply equipment using;
- Each individual control, standard wiring connection, safe and convenient to use;
- Design as per user's special requirements.



SX-GB033

18 路直放电源箱 18 channels power distribution box

主要技术参数 (Main technical parameters):

规格/Specifications	输入形式/Input form	输出形式/Output form	输出功率/Output power
三相五线制 Three-phase five wire system	63A空开单相插座 63A/50n waterproof socket Three-phase (ABC) + zero line (N) + ground (PE)	18路16A空开单相插座 18 channels 16A ballast socket single phase	3KW/15A单相 3KW/15A/1channel

主要配置与功能特点:

- 箱内主线路50mm², 支路2.5mm²;
- 断路器 63A/50n分断;
- 支路断路器带20A/1P、二级保护开关;
- 每路带LED漏电指示灯;
- 智能数字电压、电流表;
- 方便工作照明和配套设备的供电使用;
- 每路单独控制, 接线规范, 使用安全方便;
- 可根据用户需求独立设计。

Main configuration and function characteristics:

- With main cable 50mm², branch 2.5mm²;
- 63A/50n main Schneider switch;
- 20A/1P branch Schneider switch with dual protection;
- With LED power indicated light for each channel;
- Intelligent digital three-phase current, voltage meter;
- Convenient for working illumination and power supply equipment using;
- Each individual control, standard wiring connection, safe and convenient to use;
- Design as per user's special requirements.



SX-GB034

12 路直放电源箱 12 channels power distribution box

主要技术参数 (Main technical parameters):

规格/Specifications	输入形式/Input form	输出形式/Output form	输出功率/Output power
三相五线制 Three-phase five wire system	40A美式断路器 三相 (ABC) + 零线 (N) + 地线 (PE) 40A/32n/63A/50n	12路16A空开单相插座 12 channels 16A/32n waterproof socket single phase	3KW/15A单相 3KW/15A/1channel

主要配置与功能特点:

- 箱内主线路50mm², 支路2.5mm²;
- 支路断路器带20A/1P分断, 无漏电保护开关;
- 每路带LED漏电指示灯;
- 方便工作照明和配套设备的供电使用;
- 每路单独控制, 接线规范, 使用安全方便;
- 可根据用户需求独立设计。

Main configuration and function characteristics:

- With main cable 50mm², branch 2.5mm²;
- 20A/1P branch Schneider switch, without main switch;
- With LED power indicated light for each channel;
- Convenient for working illumination and power supply equipment using;
- Each individual control, standard wiring connection, safe and convenient to use;
- Design as per user's special requirements.



SX-GB035

12 路直放电源箱 12 channels power distribution box

主要技术参数 (Main technical parameters):

规格/Specifications	输入形式/Input form	输出形式/Output form	输出功率/Output power
三相五线制 Three-phase five wire system	63A空开单相插座 63A/50n waterproof socket (N & S) Three-phase (ABC) + zero line (N) + ground (PE)	12路16A空开单相插座 12 channels 16A/32n waterproof socket/single phase	3KW/15A单相 3KW/15A/1channel

主要配置与功能特点:

- 箱内主线路50mm², 支路2.5mm²;
- 20A/1P分支断路器, 无漏电保护开关;
- 每路带LED漏电指示灯;
- 方便工作照明和配套设备的供电使用;
- 每路单独控制, 接线规范, 使用安全方便;
- 可根据用户需求独立设计。

Main configuration and function characteristics:

- With main cable 50mm², branch 2.5mm²;
- 20A/1P branch Schneider switch, without main switch;
- With LED power indicated light for each channel;
- Convenient for working illumination and power supply equipment using;
- Each individual control, standard wiring connection, safe and convenient to use;
- Design as per user's special requirements.



SX-GB036

12 路直放电源箱 12 channels power distribution box

主要技术参数 (Main technical parameters):

规格/Specifications	输入形式/Input form	输出形式/Output form	输出功率/Output power
三相五线制 Three-phase five wire system	63A/5芯防水线 12 channels 16A 3pin waterproof socket (PE)	12路 16A/3芯防水单相插座 12 channels 16A 3pin waterproof socket single phase	3KW 16A/路 3KW 16A/channel

- 主要配置与功能特点:**
- 箱内主线路10mm², 支路2.5mm²;
 - 支路配备带漏电20A/1P开关, 无差颜色开关;
 - 每路带LED通电指示灯;
 - 方便工作照明和配套设备的供电使用;
 - 每路单独控制, 接线规范, 使用安全方便;
 - 可根据用户需求独立设计。

- Main configuration and function characteristics:**
- With main cable 10mm², branch 2.5mm²;
 - 20A/1P branch Schneider switch, without main switch;
 - With LED power indicated light for each channel;
 - Convenient for working illumination and power supply equipment using;
 - Each individual control, standard wiring connection, safe and convenient to use;
 - Design as per user's special requirements.



SX-GB037

6 路直放电源箱 6 channels power distribution box

主要技术参数 (Main technical parameters):

规格/Specifications	输入形式/Input form	输出形式/Output form	输出功率/Output power
三相五线制 Three-phase five wire system	32A/5芯防水线 (一进一出) 6 channels 16A 3pin waterproof socket (in & out)	6路 16A/3芯防水单相插座 6 channels 16A waterproof socket single phase	3KW 16A/路 3KW 16A/channel

- 主要配置与功能特点:**
- 箱内主线路10mm², 支路2.5mm²;
 - 支路配备带漏电20A/1P开关;
 - 支路配备带漏电20A/1P二极保护开关;
 - 每路带LED通电指示灯;
 - 方便工作照明和配套设备的供电使用;
 - 每路单独控制, 接线规范, 使用安全方便;
 - 可根据用户需求独立设计。

- Main configuration and function characteristics:**
- With main cable 10mm², branch 2.5mm²;
 - 20A/1P main Schneider switch;
 - 20A/1P branch Schneider switch with dual protection;
 - With LED power indicated light for each channel;
 - Convenient for working illumination and power supply equipment using;
 - Each individual control, standard wiring connection, safe and convenient to use;
 - Design as per user's special requirements.

SX-GB039

6 路直放电源箱 6 channels power distribution box

主要技术参数 (Main technical parameters):

规格/Specifications	输入形式/Input form	输出形式/Output form	输出功率/Output power
三相五线制 Three-phase five wire system	32A/5芯防水线 (一进一出) 6 channels 16A 3pin waterproof socket (in & out)	6路 16A/3芯防水单相插座 6 channels 16A 3pin waterproof socket single phase	3KW 16A/路 3KW 16A/channel

- 主要配置与功能特点:**
- 箱内主线路10mm², 支路2.5mm²;
 - 支路配备带漏电20A/1P二极保护开关;
 - 每路带LED通电指示灯;
 - 智能数字电压表, 能检测到线路的工作电压, 电流;
 - 方便工作照明和配套设备的供电使用;
 - 每路单独控制, 接线规范, 使用安全方便;
 - 可根据用户需求独立设计。

- Main configuration and function characteristics:**
- With main cable 10mm², branch 2.5mm²;
 - 20A/1P main Schneider switch with dual protection;
 - With LED power indicated light for each channel;
 - Intelligent digital voltage meter, can detect the working voltage, current;
 - Convenient for working illumination and power supply equipment using;
 - Each individual control, standard wiring connection, safe and convenient to use;
 - Design as per user's special requirements.



SX-GB038

6 路直放电源箱 6 channels power distribution box

主要技术参数 (Main technical parameters):

规格/Specifications	输入形式/Input form	输出形式/Output form	输出功率/Output power
三相五线制 Three-phase five wire system	32A/5芯防水线 (一进一出) 6 channels 16A 3pin waterproof socket (in & out)	6路 16A/3芯防水单相插座 6 channels 16A waterproof socket single phase	3KW 16A/路 3KW 16A/channel

- 主要配置与功能特点:**
- 箱内主线路10mm², 支路2.5mm²;
 - 配备63A/2P总开关, 一个指示灯电压表;
 - 箱体标准2U结构, 可直接装入标准机柜;
 - 方便工作照明和配套设备的供电使用;
 - 每路单独控制, 接线规范, 使用安全方便;
 - 可根据用户需求独立设计。

- Main configuration and function characteristics:**
- With main cable 10mm², branch 2.5mm²;
 - 63A/2P main Schneider switch, and an intelligent digital voltage meter;
 - Packed with 2U case, can be set up in rack case;
 - Convenient for working illumination and power supply equipment using;
 - Each individual control, standard wiring connection, safe and convenient to use;
 - Design as per user's special requirements.



SX-GB040

6 路直放电源箱 6 channels power distribution box

主要技术参数 (Main technical parameters):

规格/Specifications	输入形式/Input form	输出形式/Output form	输出功率/Output power
单相三线制 Single-phase three wire system	32A/5芯防水线 (一进一出) 6 channels 16A 3pin waterproof socket (in & out)	6路 16A/3芯防水单相插座 6 channels 16A 3pin waterproof socket single phase	3KW 16A/路 3KW 16A/channel

- 主要配置与功能特点:**
- 箱内主线路10mm², 支路2.5mm²;
 - 配备63A/2P总开关, 一个指示灯电压表;
 - 箱体标准2U结构, 可直接装入标准机柜;
 - 方便工作照明和配套设备的供电使用;
 - 每路单独控制, 接线规范, 使用安全方便;
 - 可根据用户需求独立设计。

- Main configuration and function characteristics:**
- With main cable 10mm², branch 2.5mm²;
 - 63A/2P main Schneider switch, and an intelligent digital voltage meter;
 - Packed with 2U case, can be set up in rack case;
 - Convenient for working illumination and power supply equipment using;
 - Each individual control, standard wiring connection, safe and convenient to use;
 - Design as per user's special requirements.



SX-GB041

8 路手提式直放电源箱 8 channels portable power distribution box

主要技术参数 (Main technical parameters):

规格/Specifications	输入形式/Input form	输出形式/Output form	输出功率/Output power
三相五线制 Three-phase five wire system	32A/5芯防水线 (一进一出) 8 channels 16A 3pin waterproof socket (in & out)	8路 16A/3芯防水单相插座 8 channels 16A 3pin waterproof socket single phase	3KW 16A/路 3KW 16A/channel

- 主要配置与功能特点:**
- 箱内主线路10mm², 支路2.5mm²;
 - 支路配备带漏电20A/1P二极保护开关;
 - 支路配备带漏电20A/1P二极保护开关;
 - 每路带LED通电指示灯;
 - 方便工作照明和配套设备的供电使用;
 - 每路单独控制, 接线规范, 使用安全方便;
 - 可根据用户需求独立设计。

- Main configuration and function characteristics:**
- With main cable 10mm², branch 2.5mm²;
 - 20A/1P main Schneider switch with dual protection;
 - 20A/1P branch Schneider switch with dual protection;
 - With LED power indicated light for each channel;
 - Convenient for working illumination and power supply equipment using;
 - Each individual control, standard wiring connection, safe and convenient to use;
 - Design as per user's special requirements.



SX-HT043

12 路直放电源箱 12 channels power distribution box

主要技术参数 (Main technical parameters):

规格/Specifications	输入形式/Input form	输出形式/Output form	输出功率/Output power
三相五线制 Three-phase five wire system	63A/5芯防水线 12 channels 16A 3pin waterproof socket (PE)	12路 16A/3芯防水单相插座 12 channels 16A 3pin waterproof socket single phase	3KW 16A/路 3KW 16A/channel

- 主要配置与功能特点:**
- 箱内主线路10mm², 支路2.5mm²;
 - 支路配备带漏电40A/1P开关 (一个开关控制2路);
 - 方便工作照明和配套设备的供电使用;
 - 每路单独控制, 接线规范, 使用安全方便;
 - 可根据用户需求独立设计。

- Main configuration and function characteristics:**
- With main cable 10mm², branch 2.5mm²;
 - 40A/1P branch Schneider switch;
 - Convenient for working illumination and power supply equipment using;
 - Each individual control, standard wiring connection, safe and convenient to use;
 - Design as per user's special requirements.



SX-HT042

8 路手提式直放电源箱 8 channels portable power distribution box

主要技术参数 (Main technical parameters):

规格/Specifications	输入形式/Input form	输出形式/Output form	输出功率/Output power
三相五线制 Three-phase five wire system	63A/5芯防水线 8 channels 16A 3pin waterproof socket (PE)	8路 16A/3芯防水单相插座 8 channels 16A 3pin waterproof socket single phase	3KW 16A/路 3KW 16A/channel

- 主要配置与功能特点:**
- 箱内主线路16mm², 支路2.5mm²;
 - 支路配备带漏电20A/1P二极保护开关;
 - 支路配备带漏电20A/1P二极保护开关;
 - 每路带LED通电指示灯;
 - 方便工作照明和配套设备的供电使用;
 - 每路单独控制, 接线规范, 使用安全方便;
 - 可根据用户需求独立设计。

- Main configuration and function characteristics:**
- With main cable 16mm², branch 2.5mm²;
 - 20A/1P main Schneider switch with dual protection;
 - 20A/1P branch Schneider switch with dual protection;
 - With LED power indicated light for each channel;
 - Convenient for working illumination and power supply equipment using;
 - Each individual control, standard wiring connection, safe and convenient to use;
 - Design as per user's special requirements.



SX-GB044

6 路手提式直放电源盒

6 channels portable power distribution box

主要技术参数 (Main technical parameters):

规格/Specifications	输入形式/Input form	输出形式/Output form	输出功率/Output power
三相五线制 Three-phase five wire system	32A/5芯防水插座 32A/5pin waterproof socket Three-phase (ABC) + zero line (N) + ground (PE)	6路16A防水插座 6 channels 16A waterproof socket single phase	30W 16A/路 30W 16A/channel



SX-HT045

主要配置与功能特点:

1. 箱内主线径6mm², 支路2.5mm²;
2. 支路配备熔断器20A/1P开关;
3. 方便工作照明和功率设备的供电使用;
4. 每路单独控制, 接线规范, 使用安全方便;
5. 可根据用户需求独立设计。

Main configuration and function characteristic:

1. With main cable 6 mm², branch 2.5 mm².
2. 20A/1P branch Schneider switch.
3. Convenient for working illumination and power supply equipment using.
4. Each individual control, standard wiring connection, safe and convenient to use.
5. Design as per user's special requirements.

线阵信号分配箱

line array signal distribution box

主要技术参数 (Main technical parameters):

规格/Specifications	输入形式/Input form	输出形式/Output form	输出功率/Output power
三相五线制 Three-phase five wire system	32A/5芯防水插座 (一拖一拖) 32A (ABC) + 零线 (N) + 地线 (PE) 32A / 5pin waterproof socket (1 in 3 out) Three-phase (ABC) + zero line (N) + ground (PE)	8路10A/2芯插座 (高低压欧式插座) 直通 8路信号输出 8 channels 10A 2-core (European socket) 8 groups of signal output 8 groups of output power	30W 16A/路 30W 16A/channel



SX-GB046

主要配置与功能特点:

1. 箱内主线径6mm², 支路2.5mm²;
2. 配备20A/1P开关;
3. 箱体带信号输出, 可直接接入后级机柜;
4. 方便工作照明和功率设备的供电使用;
5. 每路单独控制, 接线规范, 使用安全方便;
6. 可根据用户需求独立设计。

Main configuration and function characteristic:

1. With main cable 6 mm², branch 2.5 mm².
2. 20A/1P main Schneider switch, and an intelligent digital voltage meter.
3. Packed with a 2U case, can be set up in rack case.
4. Convenient for working illumination and power supply equipment using.
5. Each individual control, standard wiring connection, safe and convenient to use.
6. Design as per user's special requirements.




SX-TH047



SX-TH048



SX-TH049



SX-TH050



SX-TH051



SX-TH052



SX-TH053



SX-TH054



SX-TH055



SX-TH056



SX-TH057



SX-TH058



SX-TH059



SX-TH060



SX-TH061



SX-TH062



SX-TH063



SX-TH064



SX-TH065



SX-TH066



SX-TH067

4 路葫芦控制器

4 channels electric hoist controller

主要技术参数 (Main technical parameters):

规格/Specifications	输入形式/Input form	输出形式/Output form	输出功率/Output power
三相五线制 Three-phase five wire system	32A/5芯防水插座 (三拖) 32A / 5pin waterproof socket (three-phase) Three-phase (ABC) + zero line (N) + ground (PE)	4路16A防水插座 (三拖) 4 channels 16A/4pin waterproof socket (three-phase)	2.2kW/路 2.2kW/channel



SX-KJ01

主要配置与功能特点:

1. 可单独或同时升降, 操控简单方便;
2. 携带使用方便, 外形美观。

Main configuration and function characteristic:

1. Can be working independently or at the same time, simple manipulation.
2. Easy to carry and use, beautiful appearance.

6 路葫芦控制器

6 channels electric hoist controller

主要技术参数 (Main technical parameters):

规格/Specifications	输入形式/Input form	输出形式/Output form	输出功率/Output power
三相五线制 Three-phase five wire system	32A/5芯防水插座 (三拖) 32A (ABC) + 零线 (N) + 地线 (PE) Three-phase (ABC) + zero line (N) + ground (PE)	6路16A防水插座 (三拖) 6 channels 16A/4pin waterproof socket (three-phase)	2.2kW/路 2.2kW/channel



SX-KJ02

主要配置与功能特点:

1. 可单独或同时升降, 操控简单方便;
2. 携带使用方便, 外形美观。

Main configuration and function characteristic:

1. Can be working independently or at the same time, simple manipulation.
2. Easy to carry and use, beautiful appearance.

8 路葫芦控制器 8 channels electric hoist controller

主要技术参数 (Main technical parameters):

规格/Specifications	输入形式/Input form	输出形式/Output form	输出功率/Output power
三相五线制 Three-phase five wire system	30A/3芯防水插 (三期) 30A / 3pin waterproof socket (three-phase) 三相 (ABC) + 零线 (N) + 地线 (PE) Three-phase (ABC) + zero line (N) + ground (PE)	8路16A防水插 (三期) 8 channels 16A/4pin waterproof socket (three-phase)	2.2kW/路 2.2KW/channel

主要配置与功能特点:
1. 可单独或同时升降, 操控简单方便;
2. 携带使用方便, 外形美观。

Main configuration and function characteristics:
1. Can be working independently or at the same time, simple manipulation.
2. Easy to carry and use, beautiful appearance.



SX-KJ03

12 路葫芦控制器 12 channels electric hoist controller

主要技术参数 (Main technical parameters):

规格/Specifications	输入形式/Input form	输出形式/Output form	输出功率/Output power
三相五线制 Three-phase five wire system	30A/3芯防水插 (三期) 30A / 3pin waterproof socket (three-phase) 三相 (ABC) + 零线 (N) + 地线 (PE) Three-phase (ABC) + zero line (N) + ground (PE)	12路16A防水插 (三期) 12 channels 16pin scapex waterproof socket (three-phase)	2.2kW/路 2.2KW/channel

主要配置与功能特点:
1. 可单独或同时升降, 操控简单方便;
2. 携带使用方便, 外形美观。

Main configuration and function characteristics:
1. Can be working independently or at the same time, simple manipulation.
2. Easy to carry and use, beautiful appearance.



SX-KJ05

8 路葫芦控制器 8 channels electric hoist controller

主要技术参数 (Main technical parameters):

规格/Specifications	输入形式/Input form	输出形式/Output form	输出功率/Output power
三相五线制 Three-phase five wire system	30A/3芯防水插 (三期) 30A / 3pin waterproof socket (three-phase) 三相 (ABC) + 零线 (N) + 地线 (PE) Three-phase (ABC) + zero line (N) + ground (PE)	8路16A防水插 (三期) 8 channels 16pin scapex socket (three-phase)	2.2kW/路 2.2KW/channel



SX-KJ04

主要配置与功能特点:
1. 可单独或同时升降, 操控简单方便;
2. 携带使用方便, 外形美观。

Main configuration and function characteristics:
1. Can be working independently or at the same time, simple manipulation.
2. Easy to carry and use, beautiful appearance.

12 路葫芦控制器 12 channels electric hoist controller

主要技术参数 (Main technical parameters):

规格/Specifications	输入形式/Input form	输出形式/Output form	输出功率/Output power
三相五线制 Three-phase five wire system	30A/3芯防水插 (三期) 30A / 3pin waterproof socket (three-phase) 三相 (ABC) + 零线 (N) + 地线 (PE) Three-phase (ABC) + zero line (N) + ground (PE)	12路16A防水插 (三期) 12 channels 16pin scapex waterproof socket (three-phase)	2.2kW/路 2.2KW/channel

主要配置与功能特点:
1. 可单独或同时升降, 操控简单方便;
2. 携带使用方便, 外形美观。

Main configuration and function characteristics:
1. Can be working independently or at the same time, simple manipulation.
2. Easy to carry and use, beautiful appearance.



SX-KJ06

12 路葫芦控制器 12 channels electric hoist controller

主要技术参数 (Main technical parameters):

规格/Specifications	输入形式/Input form	输出形式/Output form	输出功率/Output power
三相五线制 Three-phase five wire system	30A/3芯防水插 (三期) 30A / 3pin waterproof socket (three-phase) 三相 (ABC) + 零线 (N) + 地线 (PE) Three-phase (ABC) + zero line (N) + ground (PE)	12路16A防水插 (三期) 12 channels 16A/4pin waterproof socket (three-phase)	2.2kW/路 2.2KW/channel

主要配置与功能特点:
1. 可单独或同时升降, 操控简单方便;
2. 携带使用方便, 外形美观。

Main configuration and function characteristics:
1. Can be working independently or at the same time, simple manipulation.
2. Easy to carry and use, beautiful appearance.



SX-KJ07

8 路葫芦控制器 8 channels electric hoist controller

主要技术参数 (Main technical parameters):

规格/Specifications	输入形式/Input form	输出形式/Output form	输出功率/Output power
三相五线制 Three-phase five wire system	30A/3芯防水插 (三期) 30A / 3pin waterproof socket (three-phase) 三相 (ABC) + 零线 (N) + 地线 (PE) Three-phase (ABC) + zero line (N) + ground (PE)	8路16A防水插 (三期) 8 channels 16A/4pin waterproof socket (three-phase)	2.2kW/路 2.2KW/channel




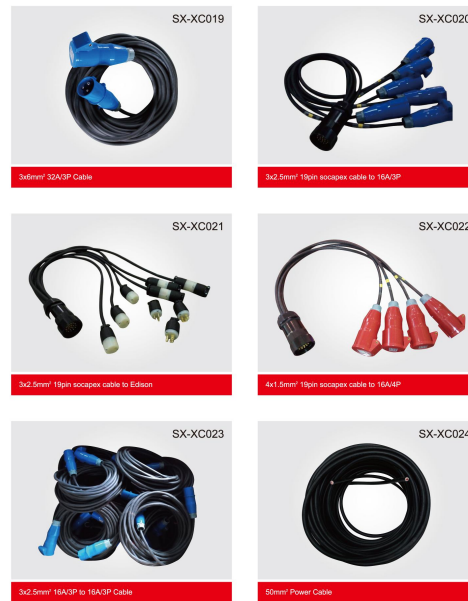
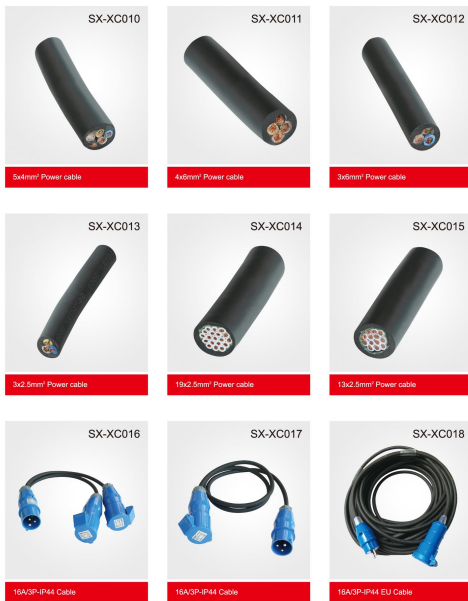
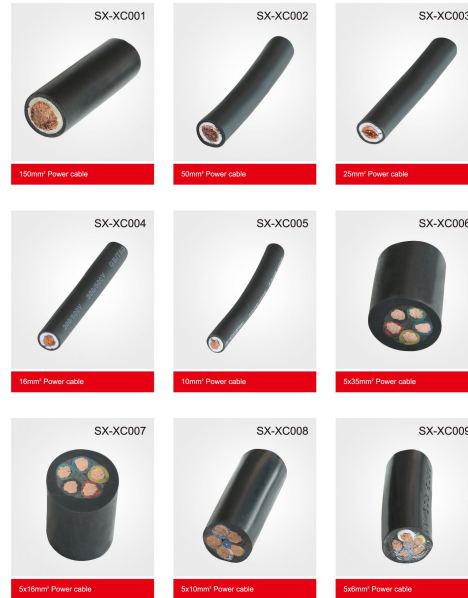

SX-KJ08








主要配置与功能特点:
1. 可单独或同时升降, 操控简单方便;
2. 携带使用方便, 外形美观。

Main configuration and function characteristics:
1. Can be working independently or at the same time, simple manipulation.
2. Easy to carry and use, beautiful appearance.

 125A/5P插座-IP67 125A/5P male plug-IP67	 125A/5P插座-IP67 125A/5P female plug-IP67	 125A/5P插座-IP67 125A/5P female plug-IP67
 125A/5P插座-IP67 125A/5P male plug-IP67	 63A/5P插座-IP67 63A/5P female plug-IP67	 63A/5P插座-IP67 63A/5P male plug-IP67
 63A/5P-IP44 63A/5P-IP44	 63A/5P-IP44 63A/5P-IP44	 63A/5P插座-IP44 63A/5P correction IP44







19" 标准机柜
19" Rack case



▶ 16U机柜 (带有机玻璃门)
产品型号: JG-16U-1
Model No.: JG-16U-1

▶ 产品型号: ABS-8U
Model No.: ABS-8U



型号 Model	宽(mm) Width	深(mm) Depth	高(mm) Height	拉手 Handle	锁扣 Latches	球角 Corners	直角 Brace	轮子 Wheel	板材 (mm) Plywood	ABS板 (mm) Plywood
8U	530	500	396	2	/	/	8	4	9	/
10U	530	500	485	2	/	/	8	4	9	/
12U	530	500	575	4	/	/	8	4	9	/
14U	530	500	665	4	/	/	8	4	9	/
16U	530	500	755	4	/	/	8	4	9	/
18U	530	500	845	4	/	/	8	4	9	/
20U	530	500	935	4	/	/	8	4	9	/

备注: 颜色白/黑/黄、红、桔、蓝、黑、蓝。 Remark: color (black, red, nacarat, orange, blue)

19" 标准单层机箱
19" Single layer standard case



产品型号: FC-16U
Model No.: FC-16U



型号 Model	宽(mm) Width	深(mm) Depth	高(mm) Height	拉手 Handle	锁扣数 Latches	球包角 Corners	直角 Brace	轮子 Wheel	板材 (mm) Plywood	ABS板 (mm) Plywood
ZU	530	637	129	2	4	8	16	/	9	/
4U	530	637	219	2	4	8	16	/	9	/
6U	530	637	308	2	4	8	16	/	9	/
8U	530	680	396	4	8	8	16	4	9	/
10U	530	680	485	4	8	8	16	4	9	/
12U	530	680	575	4	8	8	16	4	9	/
14U	530	680	665	4	8	8	16	4	9	/
16U	530	680	755	4	8	8	16	4	9	/
18U	530	680	845	4	8	8	16	4	9	/

备注: 颜色白/黑/红、桔红、橙、蓝。Remark: color (black, red, nacarat, orange, blue)

19" 标准防震机箱
19" Standard shockproof case




防震16U机箱
产品型号: FP-16U
Shockproof 16U Rack Case
Model No.: FP-16U



型号 Model	宽(mm) Width	深(mm) Depth	高(mm) Height	拉手 Handle	锁扣数 Latches	球包角 Corners	直角 Brace	轮子 Wheel	板材 (mm) Plywood	ABS板 (mm) Plywood
4U	610	637	298	2	4	8	24	/	9	/
6U	610	637	388	2	4	8	24	/	9	/
8U	610	680	478	4	4	8	24	/	9	/
10U	610	680	568	4	8	8	24	/	9	/
12U	610	680	658	4	8	8	24	/	9	/
14U	610	680	748	4	8	8	24	/	9	/
16U	610	680	838	4	8	8	24	/	9	/
18U	610	680	928	4	8	8	24	/	9	/
20U	610	680	1018	4	8	8	24	/	9	/

备注: 颜色白/黑/红、桔红、橙、蓝。Remark: color (black, red, nacarat, orange, blue)

19" 标准单层三门机箱
19" Combination case



16U单层三门机箱(带双台架)
产品型号: MC-16UT
16U Combination Case
(with double stands)
Model No.: MC-16UB



型号 Model	宽(mm) Width	深(mm) Depth	高(mm) Height	拉手 Handle	锁扣数 Latches	球包角 Corners	直角 Brace	轮子 Wheel	板材 (mm) Plywood	ABS板 (mm) Plywood
4U	530	637	388	2	6	8	16	/	9	/
6U	530	637	478	2	6	8	16	/	9	/
8U	530	680	568	4	6	8	16	/	9	/
10U	530	680	658	4	10	8	16	4	9	/
12U	530	680	748	4	10	8	16	4	9	/
14U	530	680	838	4	10	8	16	4	9	/
16U	530	680	928	4	10	8	16	4	9	/
18U	530	680	1018	4	10	8	16	4	9	/
20U	530	680	1108	4	10	8	16	4	9	/

备注: 颜色白/黑/红、桔红、橙、蓝。Remark: color (black, red, nacarat, orange, blue)

19" 标准防震三门机箱
19" Combination shockproof case



16U防震三门机箱(带双台架)
产品型号: MP-16UT
16U Combination Case
(with double stands)
Model No.: MC-16UB



型号 Model	宽(mm) Width	深(mm) Depth	高(mm) Height	拉手 Handle	锁扣数 Latches	球包角 Corners	直角 Brace	轮子 Wheel	板材 (mm) Plywood	ABS板 (mm) Plywood
8U	610	680	646	4	8	8	24	4	9	/
10U	610	680	736	4	8	8	24	4	9	/
12U	610	680	826	4	8	8	24	4	9	/
14U	610	680	916	4	8	8	24	4	9	/
16U	610	680	1006	4	8	8	24	4	9	/
18U	610	680	1096	4	8	8	24	4	9	/

备注: 颜色白/黑/红、桔红、橙、蓝。Remark: color (black, red, nacarat, orange, blue)

线材箱
Cable case



型号 Model	宽(mm) Width	深(mm) Depth	高(mm) Height	拉手 Handle	锁扣数 Latches	球边角 Corners	直角 Brance	轮子 Wheel	材质 (mm) Plywood	ABS (mm) Plywood
/	/	/	/	/	/	/	/	/	9	/
/	/	/	/	/	/	/	/	/	9	/
/	/	/	/	/	/	/	/	/	9	/
/	/	/	/	/	/	/	/	/	9	/
/	/	/	/	/	/	/	/	/	9	/

备注：颜色白漆黑、红、桔、橙、蓝、绿。Remark color (black, red, nacarat, orange, blue)

DJ箱系列
DJ case Series



专业灯光箱系列
Pro lighting case




LED屏/TV箱类
LED/TV case Series




专业音响箱类
Pro speaker case Series



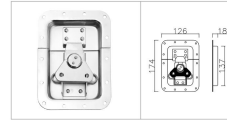
周边设备箱系列
Equipment Case Series



非标准机箱
Custom case

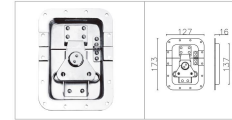


大平锁 Butterfly catch



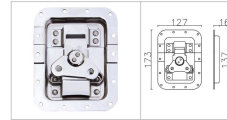
No. A001
Size: 120x174x18
Material: Iron
Surface treatment: Chrome
Zinc Plated blue/black

大挂锁 Big inside padlock



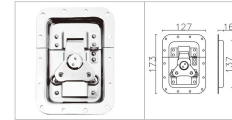
No. A002
Size: 122x173x16
Material: Iron
Surface treatment: Chrome
Zinc Plated blue/black

大挂锁 Big inside padlock



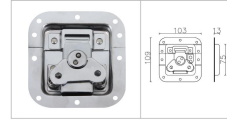
No. A003
Size: 127x173x16mm
Material: Iron
Surface treatment: Chrome
Zinc Plated blue/black

大挂锁 Big inside padlock




No. A004
Size: 124x173x16mm
Material: Iron
Surface treatment: Chrome
Zinc Plated blue/black

新型中平锁 Middle flat lock



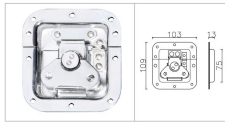
No. A005
Size: 103x109x13mm
Material: Iron
Surface treatment: Chrome
Zinc Plated blue/black

定位中挂锁 Positioning middle lock



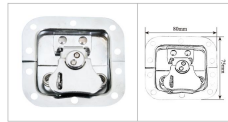
No. A006
Size: 103x109x13mm
Material: Iron
Surface treatment: Chrome
Zinc Plated blue/black

中挂锁 Middle lock




编号: A007
尺寸: 103X109X13mm
材料: 铁
表面处理: 镀锌/镀锌/发黑

小挂锁 Small lock




编号: A008
尺寸: 80X75X11mm
材料: 铁
表面处理: 镀锌/镀锌/发黑

大拉手 Great hand-drawn




编号: B001
尺寸: 178X128X15mm
材料: 铁
表面处理: 镀锌/镀锌/发黑

中拉手-1 Middle hand-drawn




编号: B002
尺寸: 162X110X15mm
材料: 铁
表面处理: 镀锌/镀锌/发黑

长舌锁 Large cable hatch




编号: A009
尺寸: 115X155X15mm
材料: 铁
表面处理: 镀锌/镀锌/发黑

大锁芯 Middle lock core




编号: A010
尺寸: 83X123X15mm
材料: 铁
表面处理: 镀锌/镀锌/发黑

中拉手-2 Middle hand-drawn




编号: B003
尺寸: 156X102X15mm
材料: 铁
表面处理: 镀锌/镀锌/发黑

小拉手 Samli hand-drawn




编号: B004
尺寸: 133X81X15mm
材料: 铁
表面处理: 镀锌/镀锌/发黑

中锁芯 Middle lock core



编号: A011
尺寸: 62X78X15mm
材料: 铁
表面处理: 镀锌/镀锌/发黑

小锁芯 Small lock core



编号: A012
尺寸: 49X96X15mm
材料: 铁
表面处理: 镀锌/镀锌/发黑

铁扶手 Iron handle



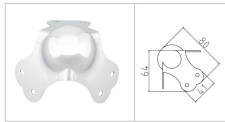
编号: B005
尺寸: 120X80X8mm
材料: 铁
表面处理: 镀锌/镀锌/发黑

脱挽手-1 Handle



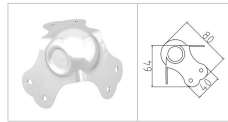
编号: B006
尺寸: 135X70X20mm
材料: 铁
表面处理: 镀锌/镀锌/发黑

大圆包 Big spherical packet



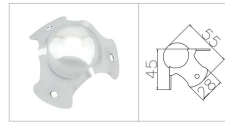
编号: C001
尺寸: 64X64mm
材料: 铁
表面处理: 镀锌/镀锌/发黑

大平包 Great flat packet



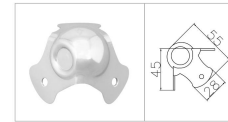
编号: C002
尺寸: 64X64mm
材料: 铁
表面处理: 镀锌/镀锌/发黑

小圆包 Middle spherical packet



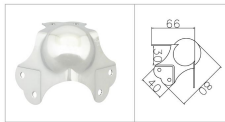
编号: C007
尺寸: 45X45mm
材料: 铁
表面处理: 镀锌/镀锌/发黑

小平包 Small flat packet



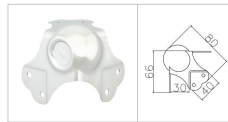
编号: C008
尺寸: 45X45mm
材料: 铁
表面处理: 镀锌/镀锌/发黑

定位大圆包 Positioning big spherical packet



编号: C003
尺寸: 66X66mm
材料: 铁
表面处理: 镀锌/镀锌/发黑

定位大平包 Positioning big flat packet




编号: C004
尺寸: 66X66mm
材料: 铁
表面处理: 镀锌/镀锌/发黑

小三爪 Small three claws




编号: C009
尺寸: 45X45mm
材料: 铁
表面处理: 镀锌/镀锌/发黑

英式大圆包 England big corners



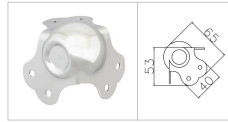
编号: C010
尺寸: 70X70mm
材料: 铁
表面处理: 镀锌/镀锌/发黑

中圆包 Middle spherical packet



编号: C005
尺寸: 53X53mm
材料: 铁
表面处理: 镀锌/镀锌/发黑

中平包 Middle flat packet




编号: C006
尺寸: 53X53mm
材料: 铁
表面处理: 镀锌/镀锌/发黑

中三面包角 Middle corners




编号: C011
尺寸: 40X40mm
材料: 铁
表面处理: 镀锌/镀锌/发黑

小三面包角 Small corners



编号: C012
尺寸: 35X35mm
材料: 铁
表面处理: 镀锌/镀锌/发黑


特大直角 Large brace



编号: D001
尺寸: 40X60mm
材料: 铁
表面处理: 镀铬/镀锌/发黑

No: D001
Size: 40X60mm
Material: Iron
Surface treatment: Chrome /Zinc Plated blue/black

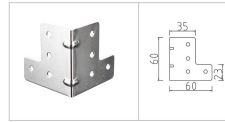
特中直角 Special brace



编号: D002
尺寸: 45X50mm
材料: 铁
表面处理: 镀铬/镀锌/发黑

No: D002
Size: 45X50mm
Material: Iron
Surface treatment: Chrome /Zinc Plated blue/black


大直角 Big brace



编号: D007
尺寸: 60X60mm
材料: 铁
表面处理: 镀铬/镀锌/发黑

No: D007
Size: 60X60mm
Material: Iron
Surface treatment: Chrome /Zinc Plated blue/black

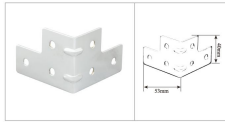
加粗中直角 Middle brace



编号: D008
尺寸: 50X43mm
材料: 铁
表面处理: 镀铬/镀锌/发黑

No: D008
Size: 50X43mm
Material: Iron
Surface treatment: Chrome /Zinc Plated blue/black

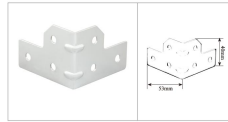
中直角 Middle brace



编号: D003
尺寸: 40X25mm
材料: 铁
表面处理: 镀铬/镀锌/发黑

No: D003
Size: 40X25mm
Material: Iron
Surface treatment: Chrome /Zinc Plated blue/black

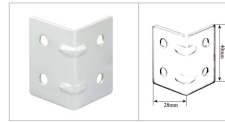
中切角 lu panel



编号: D004
尺寸: 43X40mm
材料: 铁
表面处理: 镀铬/镀锌/发黑

No: D004
Size: 43X40mm
Material: Iron
Surface treatment: Chrome /Zinc Plated blue/black


方直角 Brace



编号: D009
尺寸: 28X40mm
材料: 铁
表面处理: 镀铬/镀锌/发黑

No: D009
Size: 28X40mm
Material: Iron
Surface treatment: Chrome /Zinc Plated blue/black


大直角 Great brace



编号: D010
尺寸: 60X55mm
材料: 铁
表面处理: 镀铬/镀锌/发黑

No: D010
Size: 60X55mm
Material: Iron
Surface treatment: Chrome /Zinc Plated blue/black

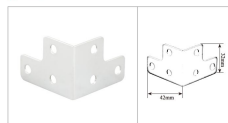
4孔直角 Medium brace-4-hole



编号: D005
尺寸: 40X25mm
材料: 铁
表面处理: 镀铬/镀锌/发黑

No: D005
Size: 40X25mm
Material: Iron
Surface treatment: Chrome /Zinc Plated blue/black


小直角 Small brace



编号: D006
尺寸: 42X32mm
材料: 铁
表面处理: 镀铬/镀锌/发黑

No: D006
Size: 42X32mm
Material: Iron
Surface treatment: Chrome /Zinc Plated blue/black

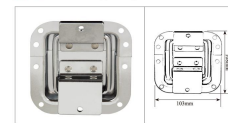
大支撑 Large supporting



编号: E001
尺寸: 127X174X12mm
材料: 铁
表面处理: 镀铬/镀锌/发黑

No: E001
Size: 127X174X12mm
Material: Iron
Surface treatment: Chrome /Zinc Plated blue/black

中支撑 Middle supporting



编号: E002
尺寸: 108X103X13mm
材料: 铁
表面处理: 镀铬/镀锌/发黑

No: E002
Size: 108X103X13mm
Material: Iron
Surface treatment: Chrome /Zinc Plated blue/black

- 59 -

- 60 -

大合页支撑 Great hinge support



编号: E003
尺寸: 70X110X10mm
材料: 铁
表面处理: 镀铬/镀锌/发黑

No: E003
Size: 70X110X10mm
Material: Iron
Surface treatment: Chrome /Zinc Plated blue/black

小合页支撑 Small hinge support



编号: E004
尺寸: 50X110X10mm
材料: 铁
表面处理: 镀铬/镀锌/发黑

No: E004
Size: 50X110X10mm
Material: Iron
Surface treatment: Chrome /Zinc Plated blue/black

大轮窝 Big wheel well



编号: G001
尺寸: 180X122X45mm
材料: 铁
表面处理: 镀铬/镀锌/发黑

No: G001
Size: 180X122X45mm
Material: Iron
Surface treatment: Chrome /Zinc Plated blue/black

小轮窝 Small wheel well



编号: G002
尺寸: 150X105X40mm
材料: 铁
表面处理: 镀铬/镀锌/发黑

No: G002
Size: 150X105X40mm
Material: Iron
Surface treatment: Chrome /Zinc Plated blue/black


勾式合页 Lift off hinge



编号: D005
尺寸: 50X42mm
材料: 铁
表面处理: 镀铬/镀锌/发黑

No: D005
Size: 50X42mm
Material: Iron
Surface treatment: Chrome /Zinc Plated blue/black

插销合页 Slip hinge



编号: D006
尺寸: 50X42mm
材料: 铁
表面处理: 镀铬/镀锌/发黑

No: D006
Size: 50X42mm
Material: Iron
Surface treatment: Chrome /Zinc Plated blue/black

凹中轮托 Concave middle wheel well



编号: G003
尺寸: 103X113X25mm
材料: 铁
表面处理: 镀铬/镀锌/发黑

No: G003
Size: 103X113X25mm
Material: Iron
Surface treatment: Chrome /Zinc Plated blue/black

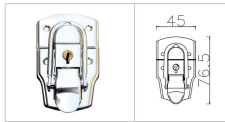
中轮托 Middle wheel well



编号: G004
尺寸: 103X113X25mm
材料: 铁
表面处理: 镀铬/镀锌/发黑

No: G004
Size: 103X113X25mm
Material: Iron
Surface treatment: Chrome /Zinc Plated blue/black


信箱锁 Mailbox padlock



编号: A013
尺寸: 45X76.5X25mm
材料: 铁
表面处理: 镀铬/镀锌/发黑

No: A013
Size: 45X76.5X25mm
Material: Iron
Surface treatment: Chrome /Zinc Plated blue/black

双角铁 Full hole double rack strip



编号: F001
尺寸: 1U-44.5mm
材料: 铁
表面处理: 镀铬/镀锌/发黑

No: F002
Size: 1U-44.5mm
Material: Iron
Surface treatment: Chrome /Zinc Plated blue/black

大散热器 Big radiator panels



编号: H001
尺寸: 127X178X15mm
材料: 铁
表面处理: 镀铬/镀锌/发黑

No: H001
Size: 127X178X15mm
Material: Iron
Surface treatment: Chrome /Zinc Plated blue/black

中散热器 Middle radiator panels



编号: H002
尺寸: 103X113X13mm
材料: 铁
表面处理: 镀铬/镀锌/发黑

No: H002
Size: 103X113X13mm
Material: Iron
Surface treatment: Chrome /Zinc Plated blue/black

- 61 -

- 62 -

4寸PU双刹轮子
4"PU Castor



编号: J001 No. J001
尺寸: 4寸 Size: 4"
材料: 铁 Material: Iron
表面处理: 镀铬/镀锌 Surface treatment: Chrome / Zinc Plated blue

3.5寸PU双刹轮子
3 1/2"PU Castor



编号: J002 No. J002
尺寸: 3.5寸 Size: 3 1/2"
材料: 铁 Material: Iron
表面处理: 镀铬/镀锌 Surface treatment: Chrome / Zinc Plated blue

2.5寸内置轮
2 1/2" Recessed Castor



编号: J003 No. J003
尺寸: 2.5寸 Size: 2 1/2"
材料: 铁 Material: Iron
表面处理: 镀铬/镀锌 Surface treatment: Chrome / Zinc Plated blue

4寸PU活动轮子
4"PU Heavy Duty Castor



编号: J004 No. J004
尺寸: 4寸 Size: 4"
材料: 铁 Material: Iron
表面处理: 镀铬/镀锌 Surface treatment: Chrome / Zinc Plated blue

3.5寸PU活动轮子
3 1/2"PU Heavy Duty Castor



编号: J005 No. J005
尺寸: 3.5寸 Size: 3 1/2"
材料: 铁 Material: Iron
表面处理: 镀铬/镀锌 Surface treatment: Chrome / Zinc Plated blue

内置轮
Recessed Castor



编号: J006 No. J006
尺寸: 35X40mm Size: 35X40mm
材料: 铁 Material: Iron
表面处理: 黑色 Surface treatment: Black

功放角铁
Rack strip



编号: K001
尺寸: 450X30mm
材料: 铁
表面处理: 黑色
No. K001
Size: 450X30mm
Material: Iron
Surface treatment: Black

台架
Bench



编号NO: K003
尺寸Size: 400X700mm
材料Material: 铁 Iron
表面处理Surface treatment: 黑色 Black

开能架
Expansion bracket



编号NO: K004
尺寸Size: 214X30mm
材料Material: 铁 Iron
表面处理Surface treatment: 黑色/镀铜 Black / Copper plating

面板
Rack panels



编号: K002
尺寸: 114=44.5mm
材料: 铁
表面处理: 黑色
No. K002
Size: 114=44.5mm
Material: Iron
Surface treatment: Black

轴芯槽铝
Extrusions



编号NO: L001

9厘凸铝
Tongue & Groove extrusion



编号NO: L002

12厘M铝
Mates with aluminium



编号NO: L003

9厘M铝
Mates with aluminium



编号NO: L004

9厘滑轨铝
Basemaker



编号NO: L005

6厘M铝
Mates with aluminium



编号NO: L006

22厘平铝
Flat aluminium



编号NO: L007

35厘双角铝
Doubet angle



编号NO: L008

30厘双角铝
Doubet angle



编号NO: L009

35厘单角铝
Single angle



编号NO: L010

30厘单角铝
Single angle



编号NO: L011

22厘单角铝
Single angle



编号NO: L012